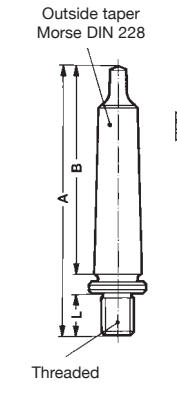
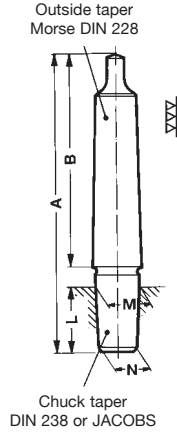


Morse taper arbors with taper and threaded mounts, precision ground, hardened and tempered



Model No.	Morse taper DIN 228	Chuck mount	A mm	B mm	M mm	N mm	L mm	Packaging style	Weight g			
C1B10	1	DIN B10	83	65,5	10,094	9,4	14,5	Individual box	55			
C1B12		DIN B12	89		12,065	11,1	18,5		65			
C1B16		DIN B16	99		15,733	14,5	24		90			
C1B18		DIN B18	99		17,78	16,2	32		110			
C1J1		JACOBS 1	86		9,754	8,468	16,67		50			
C1J2		JACOBS 2	92		14,2	12,39	22,23		60			
C1J3		JACOBS 3	102		20,6	18,95	30,96		60			
C1J6		JACOBS 6	96		17,17	15,85	25,4		60			
C1J33		JACOBS 33	96		15,85	14,24	25,4		60			
C1F38		Thr. 3/8" x 24	83		-	-	14,3		60			
C1F12		Thr. 1/2" x 20	85		-	-	14,3		60			
C2B10		2	DIN B10		105	80	10,094		9,4	14,5	Individual box	130
C2B12	DIN B12		106	12,065	11,1		18,5	135				
C2B16	DIN B16		112	15,733	14,5		24	160				
C2B18	DIN B18		119	17,78	16,2		32	180				
C2B22	DIN B22		130	21,793	19,8		40,5	245				
C2J0	JACOBS 0		96	6,35	5,802		11,112	125				
C2J1	JACOBS 1		101	9,754	8,468		16,67	130				
C2J2	JACOBS 2		107	14,2	12,39		22,23	160				
C2J3	JACOBS 3		117	20,6	18,95		30,96	200				
C2J4	JACOBS 4		129	28,55	26,346		42,07	210				
C2J6	JACOBS 6		111	17,17	15,85		25,4	165				
C2J33	JACOBS 33		112	15,85	14,24		25,4	160				
C2F38	Thr. 3/8" x 24		96	-	-		14,3	160				
C2F12	Thr. 1/2" x 20		104	-	-		14,3	165				
C2F58	Thr. 5/8" x 16		117	-	-		17,5	180				
C2F34	Thr. 3/4" x 16		107	-	-		17,5	190				
C3B12	3		DIN B12	125	99		12,065	11,1	18,5	Individual box		280
C3B16			DIN B16	134			15,733	14,5	24			310
C3B18		DIN B18	140	17,78		16,2	32	320				
C3B22		DIN B22	147	21,793		19,8	40,5	390				
C3B24		DIN B24	157	23,825		21,3	50,5	440				
C3J1		JACOBS 1	125	9,754		8,468	16,67	290				
C3J2		JACOBS 2	126	14,2		12,39	22,23	310				
C3J3		JACOBS 3	136	20,6		18,95	30,96	350				
C3J6		JACOBS 6	130	17,17		15,85	25,4	310				
C3J33		JACOBS 33	130	15,85		14,24	25,4	310				
C3J4		JACOBS 4	147	28,55		26,346	42,07	330				
C3F38		Thr. 3/8" x 24	114	-		-	14,3	310				
C3F12		Thr. 1/2" x 20	122	-		-	14,3	320				
C3F58		Thr. 5/8" x 16	126	-		-	17,5	340				
C3F34		Thr. 3/4" x 16	126	-		-	17,5	350				
C4B16		4	DIN B16	156		124	15,733	14,5	24		Individual box	625
C4B18	DIN B18		164	17,78	16,2		32	660				
C4B22	DIN B22		176	21,793	19,8		40,5	715				
C4B24	DIN B24		186	23,825	21,3		50,5	770				
C4J2	JACOBS 2		153	14,2	12,39		22,23	600				
C4J3	JACOBS 3		162	20,6	18,95		30,96	660				
C4J4	JACOBS 4		173	28,55	26,346		42,07	700				
C4J5	JACOBS 5		179	35,89	33,422		47,625	750				
C4J6	JACOBS 6		156	17,17	15,85		25,4	650				
C4J33	JACOBS 33	156	15,85	14,24	25,4	640						
C5B16	5	DIN B16	198	156	15,733	14,5	24	Individual box	1600			
C5B18		DIN B18	198		17,78	16,2	32		1600			
C5B22		DIN B22	207		21,793	19,8	40,5		1650			
C5B24		DIN B24	217		23,825	21,3	50,5		1700			
C5J3		JACOBS 3	198		20,6	18,95	30,96		1600			
C5J4		JACOBS 4	210		28,55	26,346	42,07		1650			
C5J5		JACOBS 5	216		35,89	33,422	47,625		1700			
C5J6	JACOBS 6	198	17,17	15,85	25,4	1650						

Iso taper arbors hardened and tempered according to DIN 2080



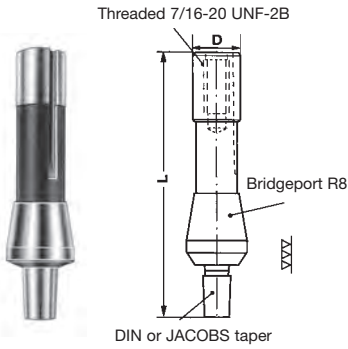
Model No.	Iso taper	Chuck mount	Drawbolt thread	Packaging style	Weight g
ISO30J6	30	JACOBS 6	M12	Individual box	425
ISO30B12		DIN B12			420
ISO30B16		DIN B16			425
ISO40J6	40	JACOBS 6	M16	Individual box	970
ISO40B12		DIN B12			965
ISO40B16		DIN B16			970
ISO40B18		DIN B18			970
ISO50J6	50	JACOBS 6	M24	Individual box	2560
ISO50B16		DIN B16			
ISO50B18		DIN B18			

Parallel arbors with Jacobs taper mounts



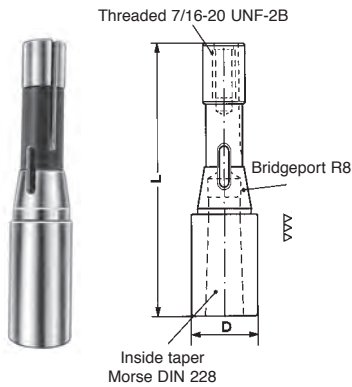
Model No.	A	B mm	Jacobs taper mount	Packaging style	Weight g
PA12J0	1/2"	64	0	Individual box	86
PA12J1			1		93
PA12J2			2		115
PA12J6			6		129
PA12J33			33		122
PA58J1	5/8"	64	1	Individual box	127
PA58J2			2		145
PA58J3			3		160
PA58J6			6		160
PA58J33			33		155
PA34J1	3/4"	72	1	Individual box	200
PA34J2			2		218
PA34J3			3		275
PA34J6			6		235
PA34J33			33		225
PA1J2	1"	74	2	Individual box	349
PA1J3			3		355
PA1J6			6		365
PA1J33			33		365

Bridgeport R8 taper adaptors for chucks with DIN or Jacobs mount



Model No.	Taper	Mount	D mm	L mm	Drawbolt thread	Packaging style	Weight g
CR8B16	Bridgeport R8	DIN B16	24.10	135	7/16"-20	Individual box	425
CR8J2	Bridgeport R8	JACOBS 2	24.10	132	7/16"-20	Individual box	400
CR8J3		JACOBS 3		141			460
CR8J6		JACOBS 6		135			430
CR8J33		JACOBS 33		135			420

Bridgeport R8 taper adaptors for Morse taper



Model No.	Taper	Morse taper	D mm	L mm	Drawbolt thread	Packaging style	Weight g
CR8MT1	Bridgeport R8	1	32	124	7/16"-20	Individual box	450
CR8MT2		2		137			460
CR8MT3		3		139			320